



SAMSUNG


**Manage Your ESN
Account**

SAMSUNG ESN



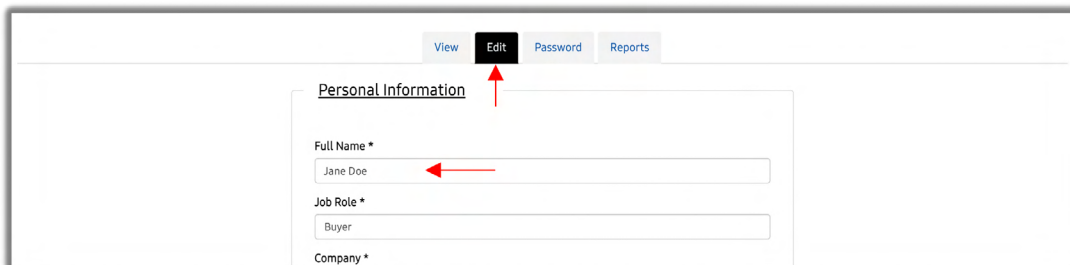
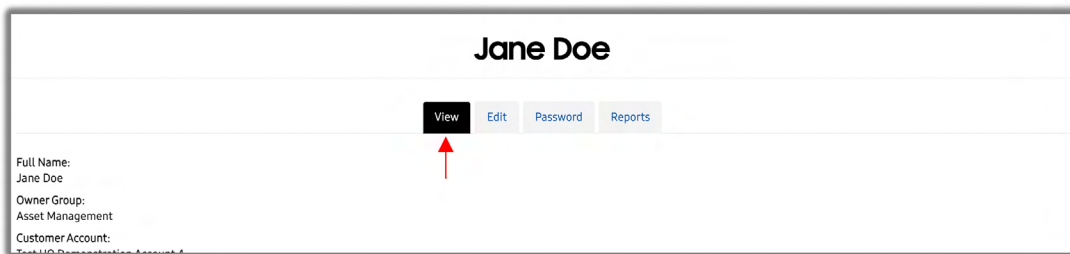
1

To access your account, hover over the **'Account'** option on the header, and then select **'My Account'** from the drop down options.



2

From here, use the navigation toolbar to either **'View'** your account details, or **'Edit'** your personal details.



3

You can also update your login details from the **'Password'** tab and access any reports associated with your account from the **'Reports'** tab.

